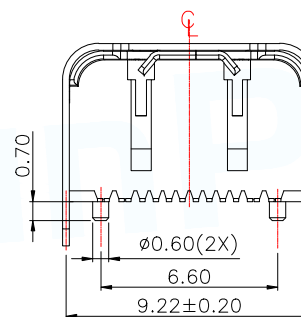
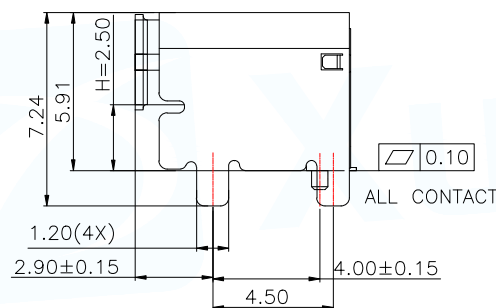
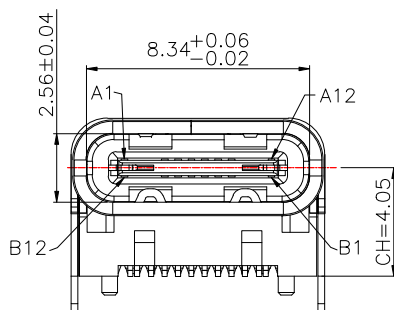
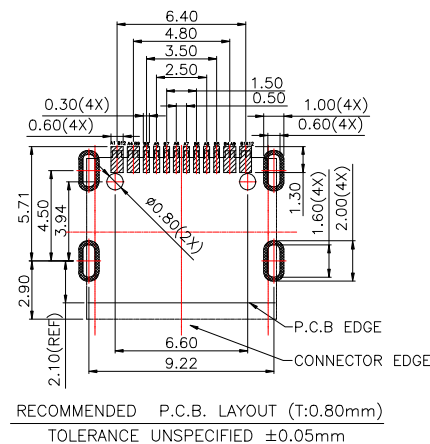
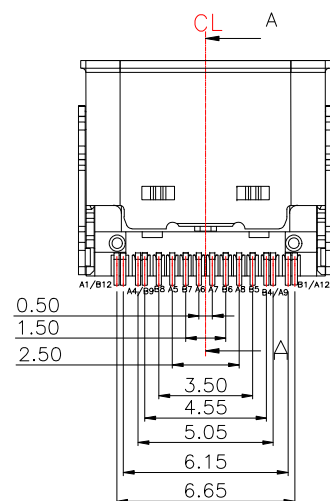


AFTER MATING



NOTE:

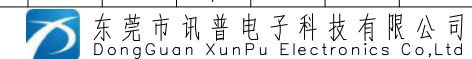
- MATERIAL SPECIFICATION:
  - HOUSING: HIGH TEMPERATURE RESISTANT PLASTIC, UL94 V-0.
  - CONTACTS: COPPER ALLOY
  - MID PLATE: STAINLESS STEEL
  - FRONT SHELL: STAINLESS STEEL
  - EMI PLATE: STAINLESS STEEL
  - TOP SHELL: STAINLESS STEEL
- PLATING SPECIFICATION:
  - CONTACTS:
    - Ni 50u" MIN. UNDER PLATED OVER ALL.
    - Au 3u" PLATED ON THE FUNCTIONAL AREA OF CONTACT.
    - Au G/F PLATED ON SOLDER AREA.
  - FRONT SHELL & TOP SHELL:
    - Ni 30u" MIN. UNDER PLATED OVER ALL.
  - SHIELD PLATE & EMI PLATE: ONLY
- MECHANICAL PERFORMANCE:
  - INSERTION FORCE: 0.5~2.0kgf.
  - REMOVAL FORCE: 0.8kgf~2.0kgf.
  - DURABILITY: 10000 CYCLES.
- ELECTRICAL PERFORMANCE:
  - CURRENT RATING: 5.0A  
VOLTAGE RATING: 5.0V
  - LLCR:
    - VBUS & GND PINS AND OTHER PINS: 40mA/PIN MAX.
    - SHIELD: 50mA/MAX.
    - LLCR MAX. CHANGE OF ALL PINS: 10mA.
  - INSULATION RESISTANCE: 100MΩ MIN.
  - DIELECTRIC WITHSTAND VOLTAGE, AC 100V FOR 1 MINUTE.
- ENVIRONMENTAL PERFORMANCE:
  - OPERATING TEMPERATURE: -25°C~+85°C.
  - THE PEAK TEMPERATURE ON THE BOARD SHALL



USB TYPE-C PIN ASSIGNMENTS

PIN NUMBER	A1	A4	A5	A6	A7	A8	A9	A12
SIGNAL NAME	GND	Vbus	CC1	Dp1	Dn1	SBU1	Vbus	GND
PIN NUMBER	B12	B9	B8	B7	B6	B5	B4	B1
SIGNAL NAME	GND	Vbus	SBU2	Dn2	Dp2	CC2	Vbus	GND

MANUFACTURE DWG



UNLESS OTHERWISE SPECIFIED TOLERANCES



TITLE: TYPE-C 16PIN母座 垫高2.5 四脚插板 SMT CH=4.05 L=8.0mm

DECIMALS: .X: ±0.30 .XX: ±0.20 .XXX: ±0.10

ANGLES: .X': ±3° .XX': ±2°

PAR	TYPEC-323-ACP16D25
DWN	
CHKD	
APVD	
SCALE: 1:1	UNIT: MM
SIZE: A4	SHEET: 1F1
CUSTOMER COPY	REV: A